



# V10XX Series Switch

## Unmanaged POE Switch

### Key Features:



Compatible with IEEE802.3at (30W) and IEEE802.3af (15.4W)



Support working status indicator display to help fault analysis



One-key smart switch, supports VLAN, Default, Extend




Support QoS data priority

### Introduction:

VSOL V10XX series switches adopt high-quality network chips and stable POE chips, which can not only provide high-speed and stable network connection for Internet devices, but also provide power for Internet devices (such as IP cameras, wireless APs, etc.), which is convenient for users. This series of switches is fully compliant with the IEEE802.3af/IEEE802.3at standard, which is very safe and reliable. They help users build safe and reliable high-performance networks with convenient installation and maintenance methods and rich business functions, and can be widely used in Ethernet access scenarios such as small and medium-sized enterprises, Internet cafes, hotels, and schools.




# Model Lists




**V1004-2F-P**

- 4\*FE (RJ45, POE) ports
- 2\*FE (Uplink, RJ45) ports



**V1008-2F-P**

- 8\*FE (RJ45, POE) ports
- 2\*FE (Uplink, RJ45) ports



**V1008-2G-P**

- 8\*FE (RJ45, POE) ports
- 2\*GE (Uplink, RJ45) ports



**V1016-2G-S-P1**

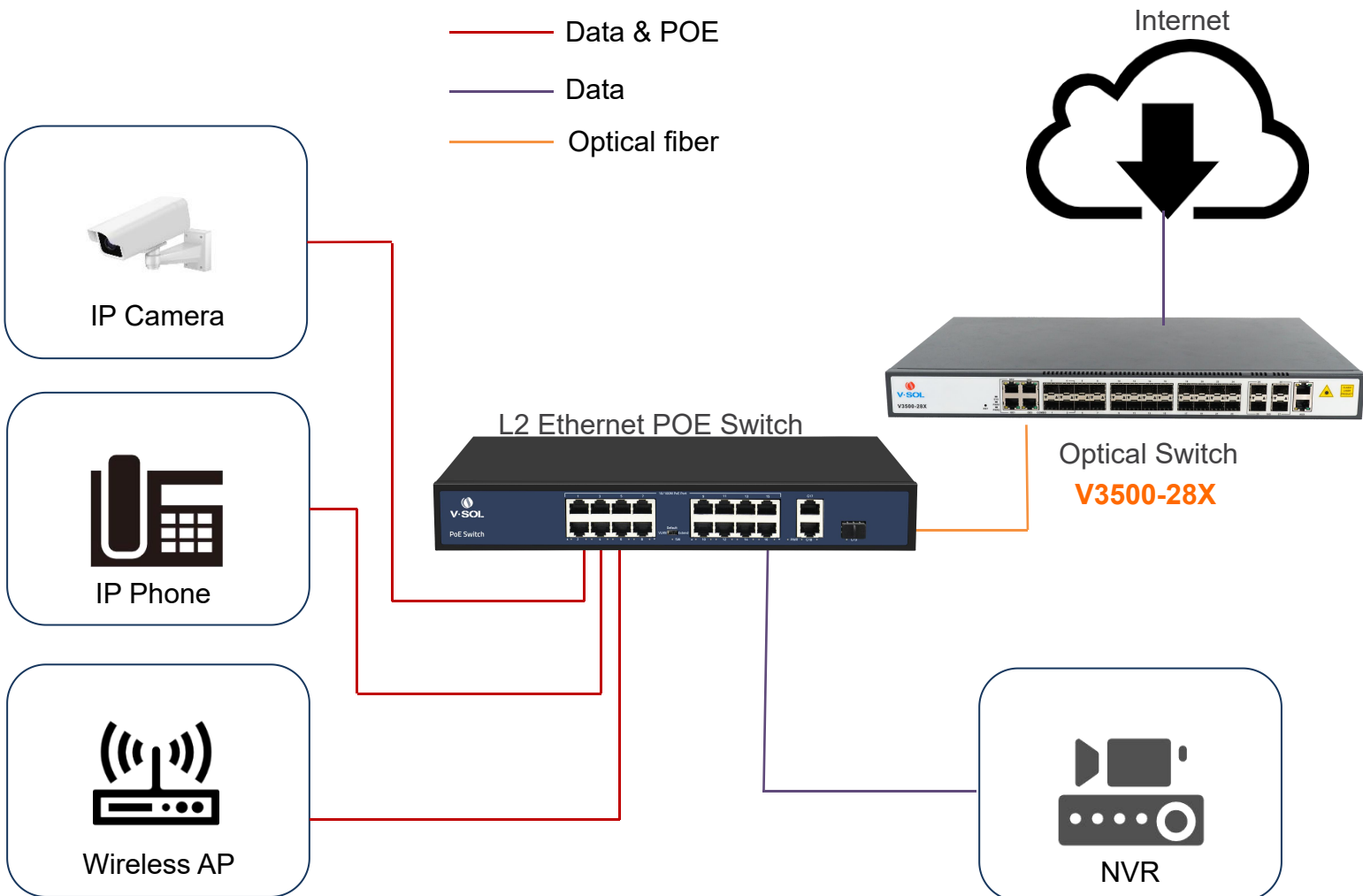
- 16\*FE (RJ45, POE) ports
- 2\*GE (Uplink, RJ45) ports
- 1\*GE (Uplink, SFP) port



**V1024-2G-S-P1**

- 24\*FE (RJ45, POE) ports
- 2\*GE (Uplink, RJ45) ports
- 1\*GE (Uplink, SFP) port

# Application Diagram



Parameter		V1004-2F-P	V1008-2F-P	V1008-2G-P	V1016-2G-S-P1	V1024-2G-S-P1
<b>Interfaces</b>		4*FE(POE, RJ45) + 2*FE(Uplink, RJ45)	8*FE(POE, RJ45) + 2*FE(Uplink, RJ45)	8*FE(POE, RJ45) + 2*GE(Uplink, RJ45)	16*FE(POE, RJ45) + 2*GE(Uplink, RJ45)+ 1*GE(Uplink, SFP)	24*FE(POE, RJ45)+ 2*GE(Uplink, RJ45)+ 1*GE(Uplink, SFP)
<b>Chassis</b>	Dimensions (L*W*H)(mm)	200*118*44	200*118*44	200*118*44	320*207*44	320*207*44
	Weight (KG)(empty)	0.60	0.62	0.62	1.61	1.79
<b>Package</b>	Dimensions (L*W*H)(mm)	245*190*60	245*190*60	245*190*60	370*290*85	370*290*85
	Weight (KG)(empty)	0.86kg	0.93/1.07(Brackets 1 pair)	0.93	2.15	2.32
<b>Switching Capacity(Gbps)</b>		1.2	2	5.6	9.2	10.8
<b>Throughput(Mpps)</b>		0.8928	1.488	4.166	6.84	8.035
<b>Packet Buffer</b>		448K	448K	448K	3M	3M
<b>MAC Address</b>		1K	2K	2K	2K	2K
<b>Jumbo Frame</b>		2Kbytes	2Kbytes	9Kbytes	9Kbytes	9.6Kbytes
<b>Transfer Mode</b>		Store and forward	Store and forward	Store and forward	Store and forward	Store and forward
<b>MTBF(Hours)</b>		100,000	100,000	100,000	100,000	100,000
<b>Power Voltage</b>	Input Voltage	AC 100-240V, 50/60Hz	AC 100-240V, 50/60Hz	AC 100-240V, 50/60Hz	AC 100-240V, 50/60Hz	AC 100-240V, 50/60Hz
	Power supply	DC 52V/1.25A	DC 52V/2.3A	DC 52V/2.3A	DC 52V/5.76A	DC 52V/5.76A
<b>Machine power consumption(W)</b>		65W	120W	120W	320*207*45	320*207*45
<b>Indication</b>		PWR, SW, 1-6 Green	PWR, SW, 1-10 Green	PWR, SW, 1-10 Green	PWR, SW, 1-19 Green	PWR, SW, 1-27 Green

## Features

### Network protocol

- IEEE802.3(10Base-T)
- IEEE802.3u(100Base-TX)
- IEEE802.3ab(1000Base-TX)
- IEEE802.3z(1000Base-FX)
- IEEE802.3x(Flow control)

### PoE Protocol

- IEEE802.3af(15.4W)
- IEEE802.3at(30W)

### Industry Standard

- EMI: FCC Part 15 CISPR(EN55032) class A
- EMS: EN61000-4-2(ESD)
- EN61000-4-4(EFT)
- EN61000-4-5(Surge)

### Network Medium

- 10Base-T: Cat3, 4, 5 or above UTP(≤100m)
- 100Base-TX: Cat5 or above UTP(≤100m)
- 1000Base-TX: Cat5 or above UTP(≤100m)

### Optical Media

- Multi mode fiber: 50/125, 62.5/125, 100/140um
- Single mode fiber: 8/125, 8.7/125, 9/125, 10/125um

### Working Environment

- Working Temperature: -10 ~ 50°C
- Storage Temperature: -40 ~ 70 °C
- Working Humidity : 10%~90%, non-condensing
- Storage Temperature: 5%~90%, non-condensing
- Working Height: Maximum 10,000 feet
- Storage height: Maximum 10,000 feet

### LED Indicators

- PWR: Power indicator
- (1) Lighting: Powered
- (2) Un-Light: No Power
- SW: DIP
- (1) Lighting: VLAN
- (2) Un-Light: OFF
- (3) Flashing: Extend
- Green: Link&Data
- (1) Lighting: Connecting
- (2) Flashing: Data Transmit
- (3) Un-Light: Disconnect

### DIP Switch

- (1) VLAN: Port isolation mode. In this mode, the PoE ports (1-4/1-8/1-16/1-24) of the switch cannot communicate with each other, and can only communicate with the UP-link port. The port AI mode is turned on
- (2) Normal mode, all port can communicate with each other, the transmission distance is within 100 meters, the transmission rate is 10M / 100M adaptive; The port AI mode is closed
- (3) Link extension mode, 1-4/1-8/1-16/9-24 ports PoE power supply and data transmission distance can be extended to 250 meters, the transmission rate becomes 10M, and the port AI mode is turned on